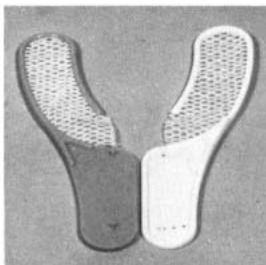


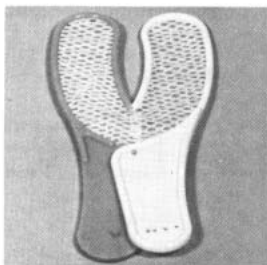
NOGENOL™
BITE REGISTRATION
PASTE
INSTRUCTIONS FOR USE



GC AMERICA INC.
ALSIP, ILLINOIS



1. Use a green and a white tray for a bilateral bite registration.



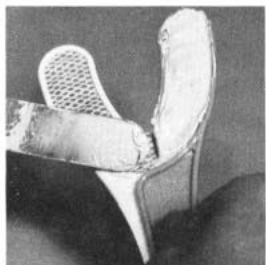
2. Press the posterior "pin" on the green tray into the posterior hole on the white tray.



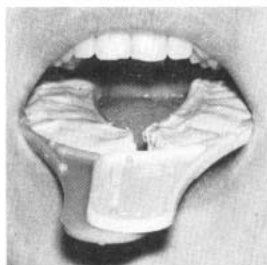
3. Insert the tray in the patient's mouth, and adjust according to the size of the patient's mouth, using the anterior pin.



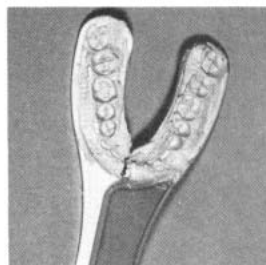
4. Place about 1½ inches of NOGENOL BITE REGISTRATION base and accelerator pastes on a pad. Mix for 30 seconds with a paste spatula until a uniform color and consistency are achieved.



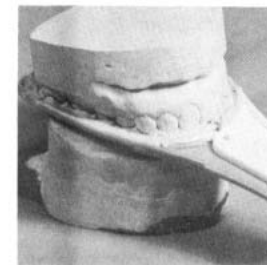
5. Using the spatula, spread a small amount of the mixed pastes, just enough to cover the mesh, on both sides.



6. Place the tray in the patient's mouth and instruct the patient to close completely into occlusion.



7. Remove the tray from the mouth after approx. 1 min. NOGENOL BITE REGISTRATION PASTE separates cleanly from the teeth.



8. Mount models of patient's mouth with bite registration for accurate occlusal registration.

NOGENOL* BITE REGISTRATION PASTE

is a zinc oxide paste without eugenol. Because there is no eugenol, there is no sting; no burn; no unpleasant taste or odor; no crazing of plastic restorations. Consequently, greater patient cooperation can be anticipated.

Reorder Standard Pkg. #136101

COE BITE REGISTRATION TRAYS

are constructed of rigid plastic with a micro-thin mesh to make extremely accurate bite registrations. Every box contains fifty disposable trays which are green and white for easy identification.

Reorder Package #150001

It is recommended that a bilateral, rather than unilateral, bite registration be taken to obtain a more stable relationship between the maxillary and mandibular casts when transferred to the articulator.

* Patent No. 3,028,247 and various foreign patents



GC AMERICA, INC.
3737 WEST 127TH STREET
ALSIP, ILLINOIS 60803
TEL (708)597-0900
FAX (708)371-5103
800-323-7063