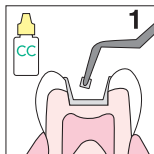


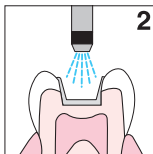
# EQUIA TECHNIQUE GUIDE



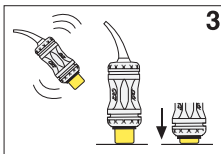
Prior to use, carefully read the instructions for use.



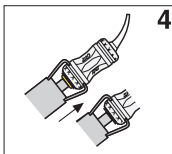
Apply GC Cavity Conditioner (10 sec.) or Dentin Conditioner (20 sec.)



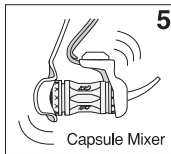
Rinse and gently dry.



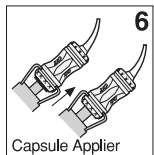
Shake and tap. Depress plunger.



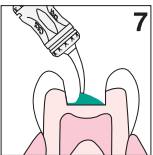
Click once to activate.



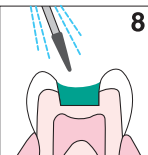
Mix for 10 sec.



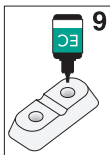
Click twice to prime capsule.



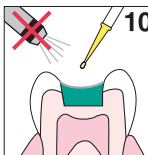
Dispense within 10 sec. Pack and contour. Avoid moisture contamination and dry-out.



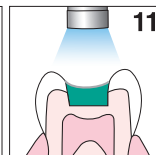
Final finish after 2 min. 30 sec. from start of mix.



Dispense a few drops of EQUIA Coat. Close cap immediately.



Apply EQUIA Coat. DO NOT AIR BLOW.



Light cure for 20 sec.



142162  
151101SK