

PRECAUTIONS

1. Not to be used : (a) on teeth with active disease, (b) on patients with Takahara's disease (acatalasia), (c) during pregnancy or lactation or (d) patient has allergies to hydrogen peroxide.
2. In case of strong pain or discomfort on gum tissue, mouth, throat and teeth which is more severe than mild sensitivity, discontinue the use of the product and consult a dental professional.
3. Avoid food or drinks that cause discoloration or is highly acidic during treatment.
4. MI Paste contains ingredients derived from milk casein. Do not use on patients with a milk protein allergy. MI Paste is lactose free.
5. Do not use MI Paste on patients with hydroxybenzoates allergy. If any angioedema symptoms are experienced, discontinue the use of the product and refer to a physician.

CAUTION

1. Store in a cool and dark place and avoid high temperature or direct sun light.
2. Do not smoke, eat or drink when tray is in mouth.

3. Use of the product may result in slight discomfort or mild sensitivity of teeth, gum, tongue and lips. The pain usually disappears within 24 hours. In case of severe pain, discontinue the use of the product and consult your dentist.
4. Use as soon as possible after opening.
5. Do not use household bleaching agent.

STORAGE

1. Replace caps on syringe nozzles and avoid direct sunlight and humidity when kept in storage.
2. Do not transfer gels into other containers.
3. Do not apply force onto syringe or plunger.
4. When not in use, refrigerate the whitening gel syringes (2-8°C / 35.6-46.4°F).

GC®

GC AMERICA INC.
3737 West 127th St.
ALSIP, IL 60803 U.S.A.

Printed in U.S.A.
© 2007 GC America Inc.

1270307

GC®

GC AMERICA INC.


GC TION™

TOOTH WHITENING SYSTEM

Take Home

Patient Guide

Prior to use, carefully read and understand these instructions.



GC TiON Whitening System - Take Home

GC TiON Take Home Whitening System is an effective home whitening agent developed to maintain the natural tooth appearance. The custom whitening trays made for you by your dentist were made with GC's special resin which fits comfortably in your mouth and is designed to minimize the chance for whitening gel to seep into your mouth.

FEATURES


1) **Effective, impressive whitening with less sensitivity.**

GC TiON Whitening Gel has a unique thickener so that whitening gel does not flow with saliva into the mouth. When in contact with your teeth as prescribed, a high whitening effect can be achieved. It also contains potassium nitrate and fluoride to help relieve hypersensitivity.

2) **Special tray material enhances effectiveness of whitening gel.**

Made of soft plastic that has high tear resistance and flexibility, your custom tray

will maintain its form during use, maximizing the effect of whitening gel and MI Paste.

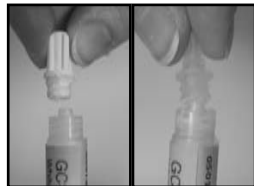


3) **MI Paste™**

Professionally specified MI Paste is a water-based, sugar-free topical creme with a special blend of polishing, cleaning and dentinal tubule sealing agents. It is effective for relief of tooth sensitivity after bleaching and buffers against plaque acid and premature tooth discoloration.

DIRECTIONS FOR USE

1. Brush and clean teeth with floss and your toothbrush. Remove cap on tip of home whitening gel. Recap gel when not in use.



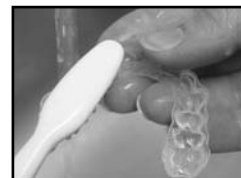
2. Fill TiON home whitening gel into the tray. Place in an adequate amount of whitening gel to cover individual tooth surfaces. The whitening gels included in this kit allow for approximately 14 single tray applications.



3. Insert the tray slowly, allowing the gel to spread onto the facial (front) surface of the teeth. Use caution not to squeeze tray during placement. In case of gel spills into the mouth, remove it with fingers, tissue or dry toothbrush. Leave tray in mouth for 2-10 hours. Tray may be left in the mouth overnight.



4. After whitening treatment, remove tray and wash with water. Remove gel remaining in tray using toothbrush if necessary. Gel remaining on teeth can be removed by brushing teeth and rinsing.



5. Finally, fill MI Paste into tray and insert in mouth. (Recap MI Paste syringe between applications.) After 5 –10 minutes, remove the tray and wash with water. Remove paste remaining in tray using toothbrush if necessary. Store tray in tray case and avoid high temperature.

