


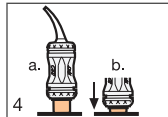
1  
Optional: Apply GC Fuji PLUS™ CONDITIONER for 20 sec.



2  
Rinse and gently dry. DO NOT DESICCATE.



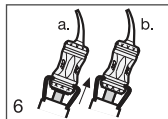
3  
Shake to loosen powder.



4  
a. Depress plunger.  
b. Hold for 2 sec.



5  
Mix for 10 sec. in a capsule mixer.



6  
a. Insert into a capsule applicator.  
b. Click twice to prime capsule.



7  
Coat the internal surface of crown and seat gently. Working time is 2 min.



8  
Remove excess when material feels rubbery while maintaining moderate pressure on crown.



9  
Maintain moderate pressure on crown. Finishing can be started 4 min. 15 sec. after seating the restoration.